



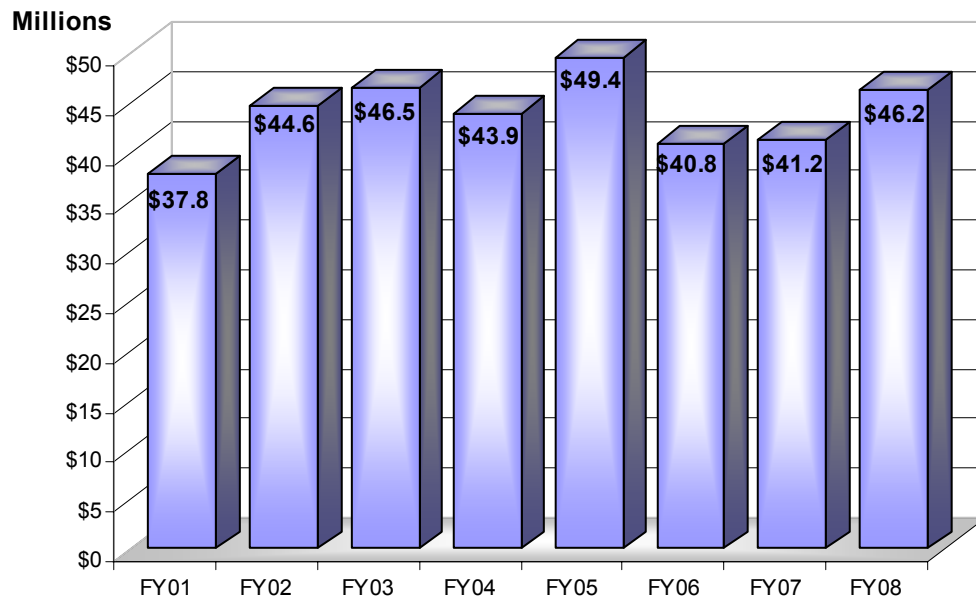
## Vice Provost for Research

### Annual Report Summary of Grant and Contract Activity FY 2008

	<b>FY 2008</b>
<b>1st Quarter</b>	\$14,493,753
<b>2nd Quarter</b>	\$6,360,374
<b>3rd Quarter</b>	\$10,597,407
<b>4th Quarter</b>	\$14,765,829
	<b>\$46,217,363</b>

Disclaimer: FY08 and prior Annual Reports contain Student Financial Aid (SFA) data within the reports. SFA is federal money and is processed through our PeopleSoft Grants Module. FY09 and later do not have SFA included.

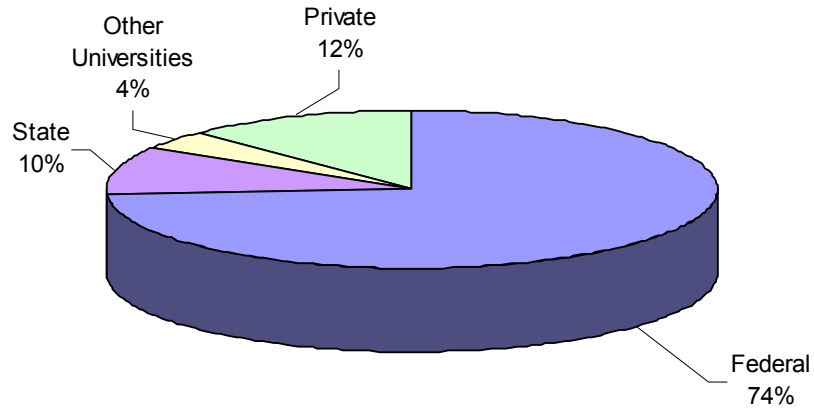
### Total Awards



### Summary of Awards each FY by Quarter

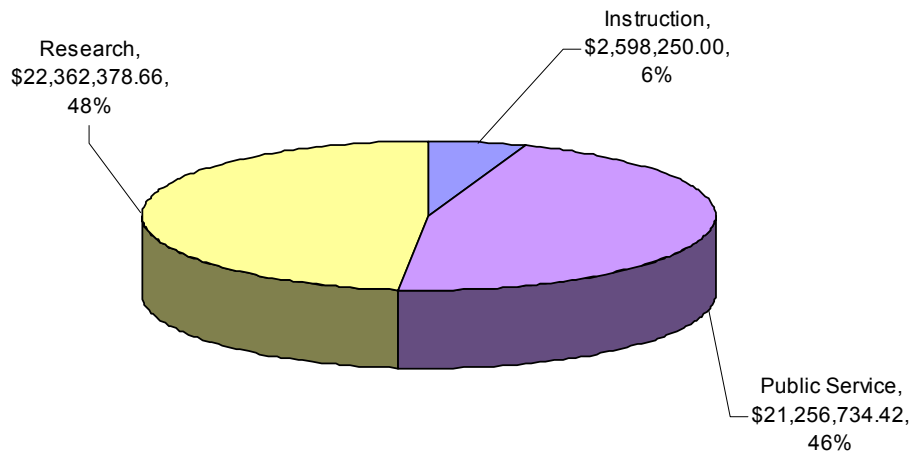
	FY03	FY04	FY05	FY06	FY07	FY08
<b>1st Quarter</b>	\$21,061,830	\$18,905,728	\$15,112,885	\$18,198,759	\$17,630,540	\$14,493,753
<b>2nd Quarter</b>	\$8,433,084	\$6,073,540	\$8,747,431	\$4,949,984	\$7,508,474	\$6,360,374
<b>3rd Quarter</b>	\$4,978,751	\$5,785,656	\$15,478,725	\$7,113,556	\$8,128,045	\$10,597,407
<b>4th Quarter</b>	\$12,019,704	\$13,052,392	\$10,083,898	\$10,512,664	\$7,894,828	\$14,765,829
	<b>\$46,493,369</b>	<b>\$43,817,316</b>	<b>\$49,422,938</b>	<b>\$40,774,963</b>	<b>\$41,191,887</b>	<b>\$46,217,363</b>

### Summary of Awards by Type



Type	Total
Federal	\$34,193,407
State	\$4,592,546
Other Universities	\$1,762,132
Private	\$5,669,278
	\$46,217,363

### Awards by Purpose



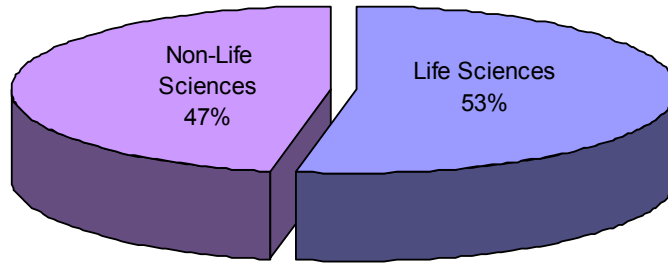
**Awards by Division and Department**

Division	Department	YTD	
		# of Awards	Total
Chancellor	Chancellor	0	\$0
College of Arts & Sciences	Arch & Urban Planning & Design	1	\$43,611
	Chemistry	13	\$1,512,491
	Dean of Arts & Sciences	0	\$0
	Economics	4	\$225,038
	English Language & Literature	7	\$162,400
	Geosciences	3	\$46,718
	Graduate Social Work	0	\$0
	History	2	\$158,981
	Mathematics	2	\$63,197
	New Letters	2	\$27,334
	Physics	8	\$489,338
	Social Work	1	\$10,000
	Political Sciences	0	\$0
	Psychology	8	\$822,873
	Sociology/Criminal Justice & Criminology	2	\$47,671
Conservatory of Music	Conservatory of Music Instruction	0	\$0
	Conservatory of Music - Research	0	\$0
Diversity	Diversity and Equity	1	\$30,000
		0	\$0
Graduate Faculties		0	\$0
	Graduate Studies	0	\$0
Institute for Human Development	Institute for Human Development	30	\$3,402,303
Libraries	Libraries	1	\$502,000
Public Affairs	Radio Station	2	\$304,469

Division	Department	YTD	
		# of Awards	Total
Research			
	National ATTC	3	\$718,114
	Mid-America ATTC	4	\$798,195
	Research Services	3	\$2,804,698
School of Biological Sciences			
	Dean of Biological Sciences	2	\$532,821
	School of Biological Sciences	18	\$3,628,922
School of Business & Public Administration			
	Business Administration	3	\$242,559
	Public Affairs	2	\$42,430
	Cookingham Institute	0	\$0
School of Computing & Engineering			
	Civil & Mechanical Engineering	12	\$297,980
	Comp Science & Electrical Engineering	7	\$728,002
School of Dentistry			
	Dean, School of Dentistry	3	\$283,631
	School of Dentistry Instruction	32	\$5,435,165
School of Education			
	School of Education - General	22	\$3,125,067
School of Law			
	School of Law Instruction	1	\$17,000
School of Medicine			
	Basic Medical Sciences	15	\$2,234,473
	Dean, School of Medicine	0	\$0
	School of Medicine Instruction	1	\$2,000
	School of Medicine Research	16	\$2,141,164
School of Nursing			
	School of Nursing - General	11	\$1,731,342
	Dean, School of Nursing	1	\$11,842

Division	Department	YTD	
		# of Awards	Total
School of Pharmacy			
	Dean, School of Pharmacy	0	\$0
	Pharmaceutical Sciences	8	\$1,107,051
	Pharmacology & Toxicology	6	\$2,502,724
	Pharmacy Practice	2	\$82,528
VC Academic Affairs			
	VC Academic Affairs	0	\$0
Vice Chancellor Student Affairs			
	Project Refocus	0	\$0
	Student Financial Aid	5	\$7,677,589
	Center for Academic Development	3	\$716,086
	Women's Resource Center	1	\$286,647
	Work Study Program	2	\$1,220,909
		<b>270</b>	<b>\$46,217,363</b>

## Life Science Awards

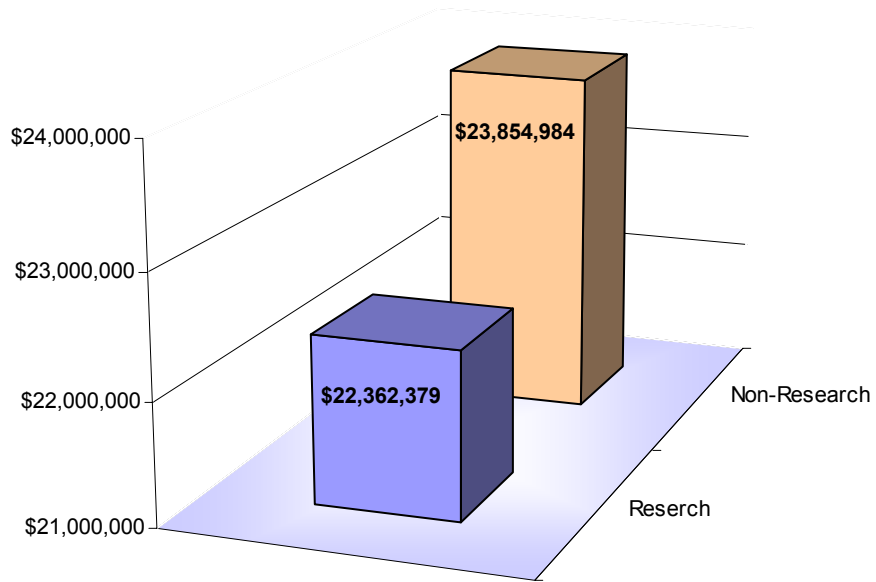


FY 08 Awards - Life Sciences		FY 08 Awards - Non-Life Sciences	
Division		Division	
Department	Total	Department	Total
College of Arts & Sciences		Chancellor	
Chemistry	\$1,512,491	Chancellor	\$0
Psychology	\$822,873		
Research		College of Arts & Sciences	
National ATTC	\$718,114	Arch & Urban Planning & Design	\$43,611
Mid-America ATTC	\$798,195	Dean of Arts & Sciences	\$0
School of Biological Sciences		Economics	\$225,038
Dean of Biological Sciences	\$532,821	English Language & Literature	\$162,400
School of Biological Sciences	\$3,628,922	Geosciences	\$46,718
School of Computing & Engineering		Graduate Social Work	\$0
Civil & Mechanical Engineering	\$297,980	History	\$158,981
Comp Science & Electrical Engineering	\$728,002	Mathematics	\$63,197
School of Dentistry		New Letters	\$27,334
Dean, School of Dentistry	\$283,631	Physics	\$489,338
School of Dentistry Instruction	\$5,435,165	Social Work	\$10,000
School of Medicine		Political Sciences	\$0
Basic Medical Sciences	\$2,234,473	Sociology/Criminal Justice & Criminology	\$47,671
Dean, School of Medicine	\$0	Conservatory of Music	
School of Medicine Instruction	\$2,000	Conservatory of Music Instruction	\$0
School of Medicine Research	\$2,141,164	Conservatory of Music - Research	\$0
		Diversity	
		Diversity and Equity	\$30,000

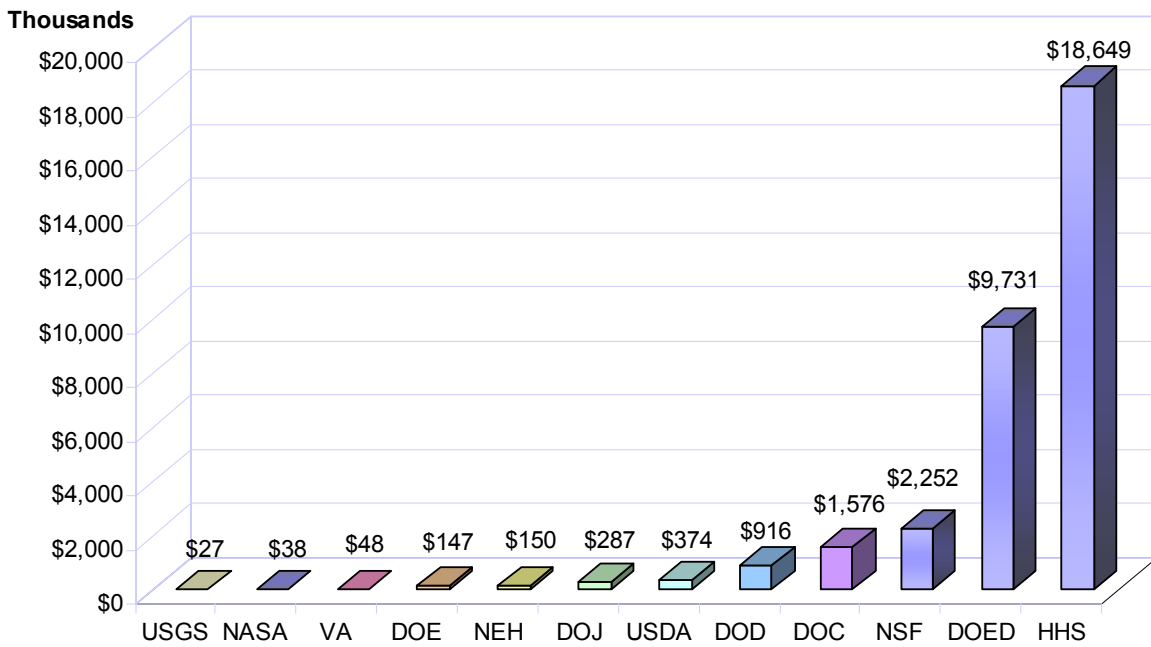
FY 08 Awards - Life Sciences		FY 08 Awards - Non-Life Sciences	
Division		Division	
Department	Total	Department	Total
School of Nursing		Graduate Faculties	
School of Nursing - General	\$1,731,342	Graduate Studies	\$0
Dean, School of Nursing	\$11,842	Institute for Human Development	
School of Pharmacy		Institute for Human Development	\$3,402,303
Dean, School of Pharmacy	\$0	Libraries	
Pharmaceutical Sciences	\$1,107,051	Libraries	\$502,000
Pharmacology	\$2,502,724	Public Affairs	
Pharmacy Practice	\$82,528	Radio Station	\$304,469
	<u>\$24,571,319</u>	Research	
		Research Services	\$2,804,698
		School of Business & Public Administration	
		Business Administration	\$242,559
		Public Affairs	\$42,430
		Cookingham Institute	\$0
		School of Education	
		School of Education	\$3,125,067
		School of Law	
		School of Law Instruction	\$17,000
		VC Academic Affairs	
		VC Academic Affairs	\$0
		Vice Chancellor Student Affairs	
		Project Refocus	\$0
		Student Financial Aid	\$7,677,589
		Center for Academic Development	\$716,086
		Women's Resource Center	\$286,647
		Work Study Program	<u>\$1,220,909</u>
			<u>\$21,646,044</u>



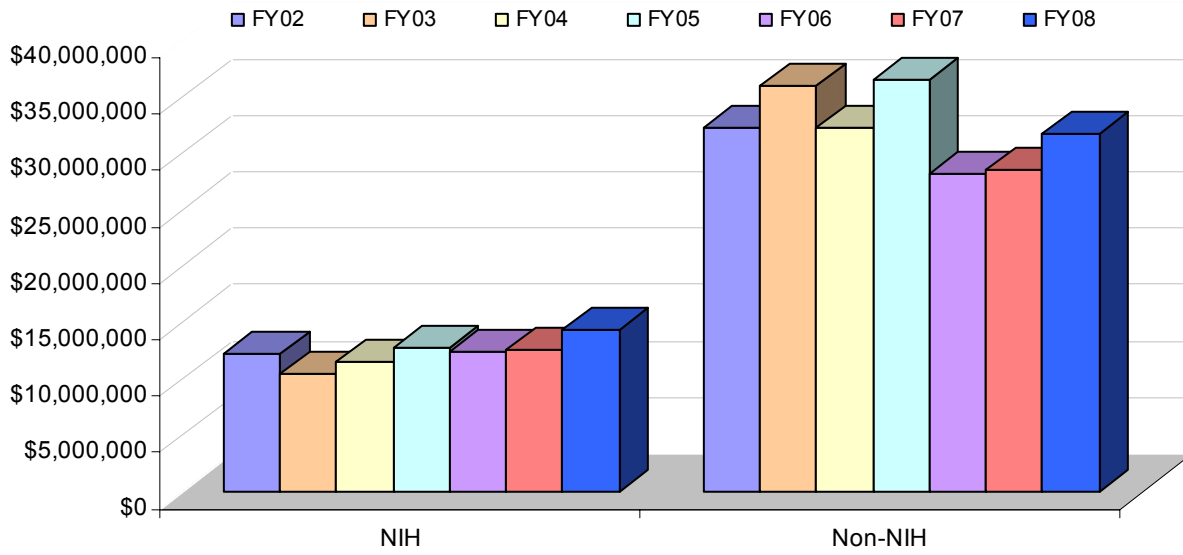
### Research and Non-Research Awards



### Awards by Federal Agency



### NIH vs. Non-NIH Awards



	FY02	FY03	FY04	FY05	FY06	FY07	FY08
<b>NIH</b>	\$12,296,411	\$10,475,587	\$11,583,029	\$12,764,491	\$12,483,603	\$12,662,024	\$14,348,792
<b>Non-NIH</b>	\$32,326,550	\$36,017,781	\$32,330,206	\$36,658,447	\$28,291,360	\$28,529,863	\$31,868,571
<b>Total</b>	\$44,622,961	\$46,493,369	\$43,913,235	\$49,422,938	\$40,774,962	\$41,191,887	\$46,217,363